

# Product data sheet

## Characteristics

# 9070T250D13

Transformer, Type T industrial control, 250 VA,  
120 VAC primary / 12/24 VAC secondary, 1  
phase, 50/60 Hz, 80 °C rise



Product availability: Stock - Normally stocked in distribution facility

Price\*: 363.00 USD



### Main

Product or component type	Industrial Control Transformer
Rated power in VA	250 VA
Range of product	T

### Complementary

Phase	1 phase
Rated power in VA	250 VA UL 250 VA CSA 250 VA NOM 160 VA
Temperature rise	80 °C
Electrical connection	Screw clamp terminals
Height	3.2 In (81.28 mm)
Width	3.75 In (95.25 mm)
Depth	5.3 In (134.62 mm)
Material	Copper winding
Product compatibility	FSC2

### Environment

Product certifications	CSA file LR37055 guide 184-N-90 UL listed file E61239
NEMA degree of protection	Not rated (open device)
Insulation temperature	266 °F (130 °C)

## Ordering and shipping details

Category	16201 - 9070 T (NOT TF) 250-2000VA
Discount Schedule	CP8
GTIN	00785901905837
Nbr. of units in pkg.	1
Package weight(Lbs)	7.96 Lb(US) (3.611 kg)
Returnability	Yes
Country of origin	MX

## Packing Units

Unit Type of Package 1	PCE
Package 1 Height	5.40 In (13.716 cm)
Package 1 width	6.10 In (15.494 cm)
Package 1 Length	7.30 In (18.542 cm)

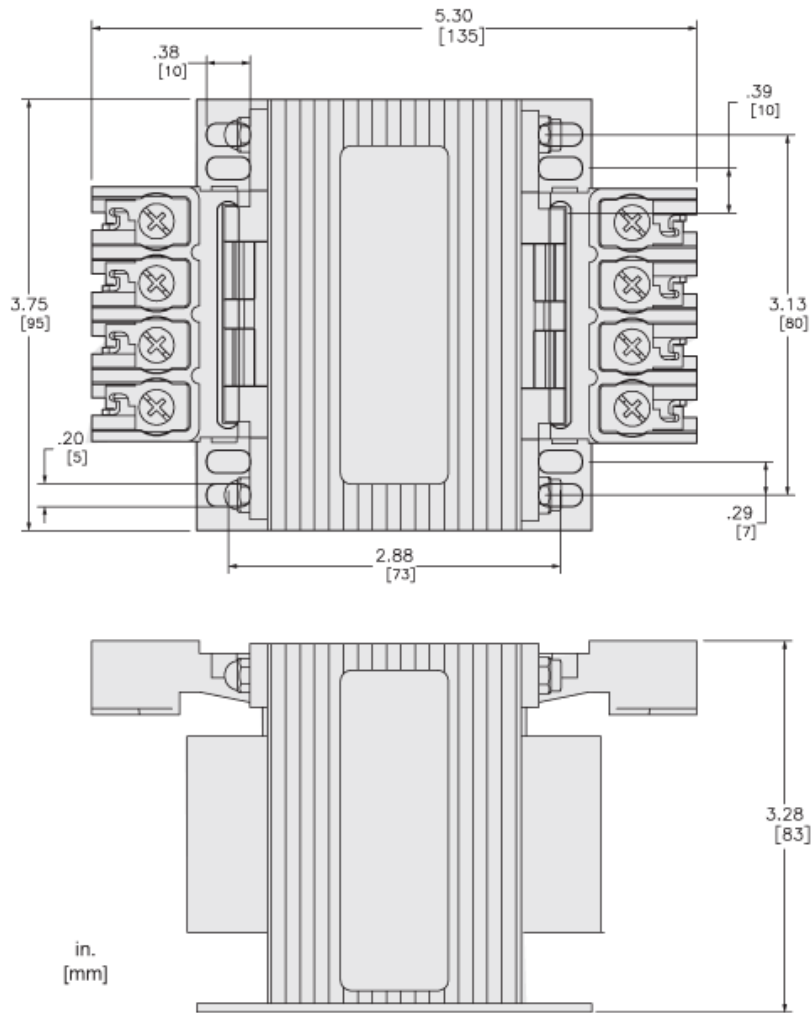
## Offer Sustainability

Sustainable offer status	Green Premium product
California proposition 65	WARNING: This product can expose you to chemicals including: Phenyl glycidyl ether, which is known to the State of California to cause cancer and birth defects or other reproductive harm. For more information go to <a href="http://www.P65Warnings.ca.gov">www.P65Warnings.ca.gov</a>
REACH Regulation	<a href="#">REACH Declaration</a>
EU RoHS Directive	Compliant <a href="#">EU RoHS Declaration</a>
Mercury free	Yes
RoHS exemption information	<a href="#">Yes</a>
China RoHS Regulation	<a href="#">China RoHS Declaration</a>
Environmental Disclosure	<a href="#">Product Environmental Profile</a>
PVC free	Yes

## Contractual warranty

Warranty	10 Years
----------	----------

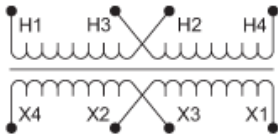
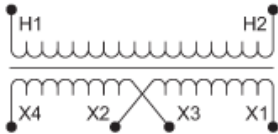
Approximate Dimensions



Connections and Wiring Diagrams

Voltage and Connection Options

Voltage Code	Voltages		Connections	
	Primary	Secondary	Primary	Secondary
D13	120	12/24	Connect to H1 and H2	12: Connect to X1 and X4 Jumper X1 with X3 Jumper X2 with X4 24: Connect to X1 and X4 Jumper X2 with X3
D36	600		Connect to H1 and H2	
D54	120 x 240		120: Connect to H1 and H4 Jumper H1 with H3 Jumper H2 with H4 240: Connect to H1 and H4 Jumper H2 with H3	
D59	240 x 480		240: Connect to H1 and H4 Jumper H1 with H3 Jumper H2 with H4 480: Connect to H1 and H4 Jumper H2 with H3	



Product Life Status : **Commercialised**